

# Results report

Excel 2016-Intermediate



## **ISOGRAD (TOSA)**

Ms fst\_1644600 Ist\_1644600

Candidate ID: 1644600

Score: 75/100

Test date: November 23, 2023



## 1. Result

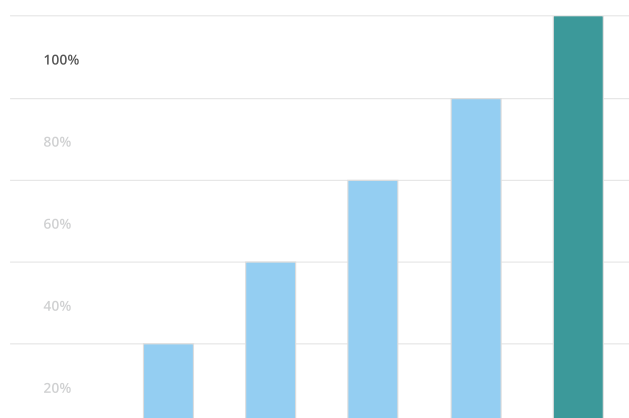
### SCORE



The candidate has demonstrated proficiency in various Excel skills. They are able to use functions such as COUNTIF and VLOOKUP, manipulate data through advanced filtering, pivot tables, and slicers. Additionally, the candidate can customize charts and apply complex conditional formatting. They understand practical tasks like deleting formatting and displaying cell contents in shapes. However, they struggled with adding data to a chart and inputting a date. Overall, the candidate possesses strong knowledge of Excel 2016 functionalities across different skill domains.

## 2. Domains

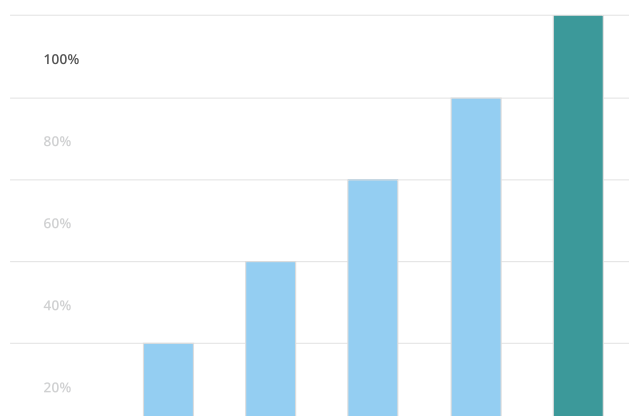
### Methods



### AI generated skills analysis Beta

This domain covers the Excel software environment, including window elements, ribbon customization, and Quick Access Toolbar. The candidate is able to print column headings and recognize the effect of a collage with transposition. They also understand pivot table usage and can create custom color themes. However, they were not able to input a date correctly. The success rate for this domain is 87.5%.

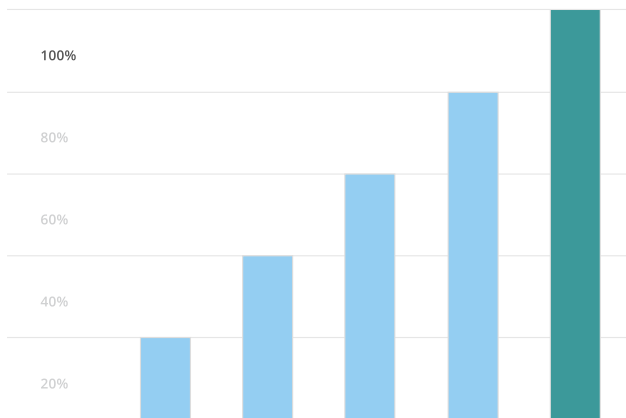
### Functions



### AI generated skills analysis Beta

Questions in this domain cover formulas and functions in Excel such as complex conditional formatting, using VLOOKUP function, COUNTIF function etc.. The candidate was able to recognize the effect of a collage with transposition but failed at inputting a date correctly. The success rate for this domain is 83%.

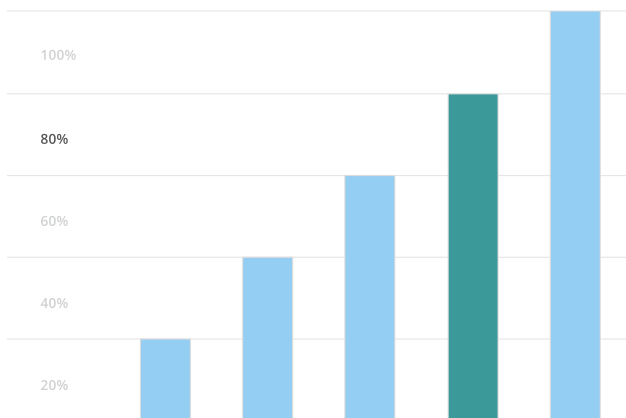
### Formatting



#### AI generated skills analysis Beta

The candidate is able to format cells in Excel, including alignment, font, styles, and conditional formatting. They also have knowledge of advanced number formatting and data formatting. The success rate for this domain is 83.33%. The candidate was not able to delete formatting in-app but was successful in other questions related to cell and chart formatting.

### Data manipulation



#### AI generated skills analysis Beta

The candidate has demonstrated skills in basic cell formatting, conditional formatting, dates, advanced numeric formats as well as charts and pivot tables in Excel with a success rate of 77.78%. They were able to use complex conditional formatting effectively but struggled with using an advanced filter.

### 3. List of questions

Number	I.D.	Question	Time spent	Score
1	XL16EN0097	Using COUNTIF function	37s	1/1
2	XL16EN0522	Deleting formatting (in-app) <a href="#">In-app</a>	51s	0/1
3	XL16EN0429	Adding additional level to an outline	55s	1/1
4	XL16EN0343	Building a complex advanced filter	2:51	1/1
5	XL16EN0064	Inserting a drop-down list	17s	1/1
6	XL16EN0074	Using an advanced filter	1:51	0/1
7	XL16EN0165	Slicers	14s	1/1
8	XL16EN0225	Customizing a pie chart	2:37	1/1
9	XL16EN0055	Pivot table / Usage	11s	1/1
10	XL16EN0015	Adding data to a chart	35s	0/1
11	XL16EN0050	Using VLOOKUP function	40s	1/1
12	XL16EN0167	Creating sparklines	1:33	1/1
13	XL16EN0381	Adding a series to a chart (in-app) <a href="#">In-app</a>	49s	0/1
14	XL16EN0059	Creating a custom color theme	37s	1/1
15	XL16EN0113	Inputting a date	41s	0/1
16	XL16EN0035	Complex conditional formatting	1:45	1/1
17	XL16EN0020	Printing the column headings	13s	1/1
18	XL16EN0523	Display cell contents in a shape <a href="#">In-app</a>	1:16	1/1
19	XL16EN0171	Using the "Orientation" tool	45s	1/1
20	XL16EN0029	Recognizing the effect of a collage with transposition	1:52	1/1

